


MARKET TRENDS

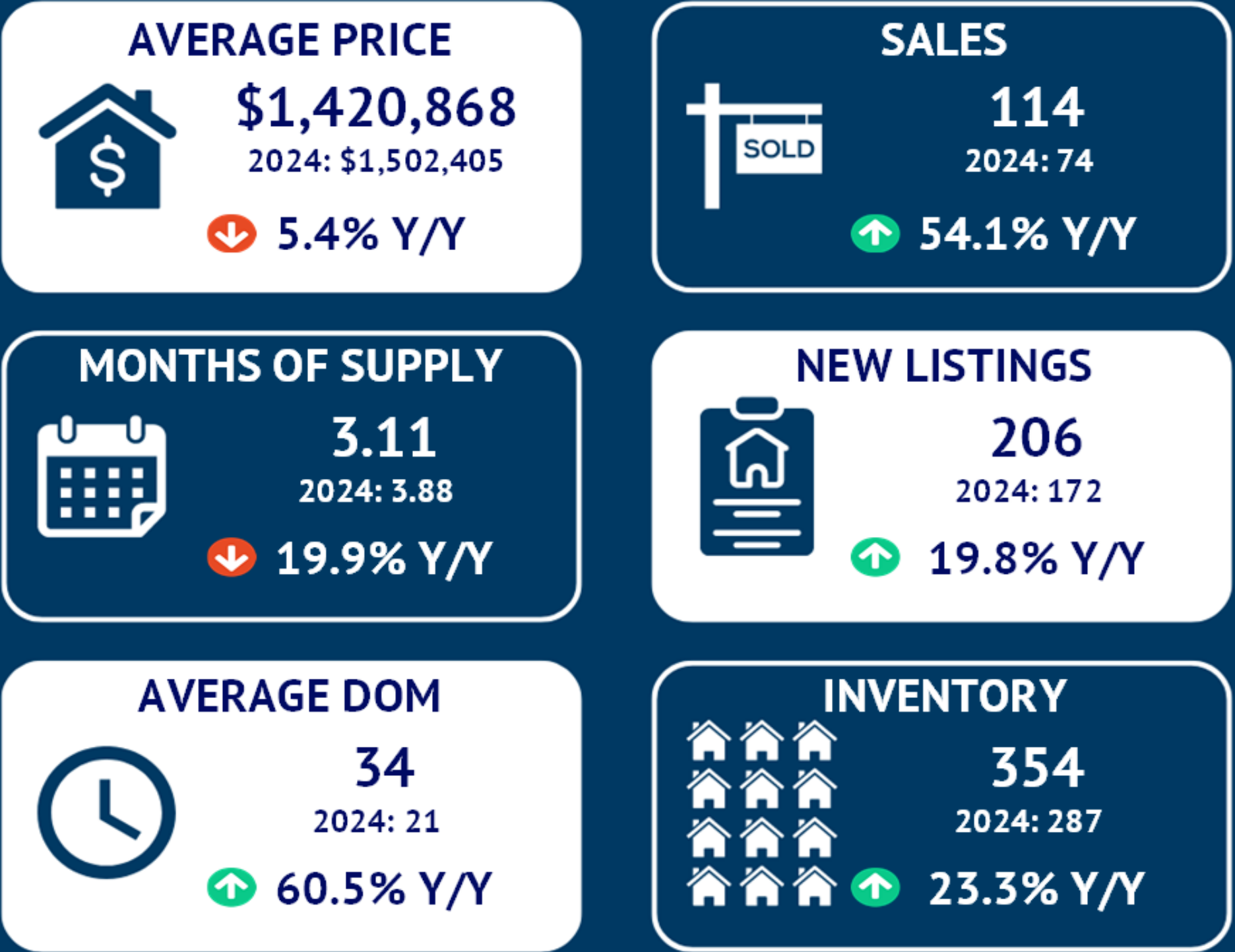
JULY 2025

**Burlington / Hamilton /
Niagara / Haldimand**



JULY 2025

JULY 2025 DETACHED MARKET ACTIVITY BURLINGTON



Cornerstone Association of REALTORS

www.realtorstogether.ca  





Monty Gibson

You're in the Right Hands



BROKER


905-220-5958
905-637-1700

montygibson.com

JULY 2025


JULY 2025 DETACHED MARKET ACTIVITY
HAMILTON REGION

AVERAGE PRICE




\$848,186
2024: \$881,871
↓ 3.8% Y/Y

SALES



372
2024: 344
↑ 8.1% Y/Y

MONTHS OF SUPPLY




4.19
2024: 3.71
↑ 13.1% Y/Y

NEW LISTINGS




809
2024: 819
↓ 1.2% Y/Y

AVERAGE DOM



33
2024: 26
↑ 26.6% Y/Y

INVENTORY



1,560
2024: 1276
↑ 22.3% Y/Y

Cornerstone Association of REALTORS

www.realtorstogether.ca

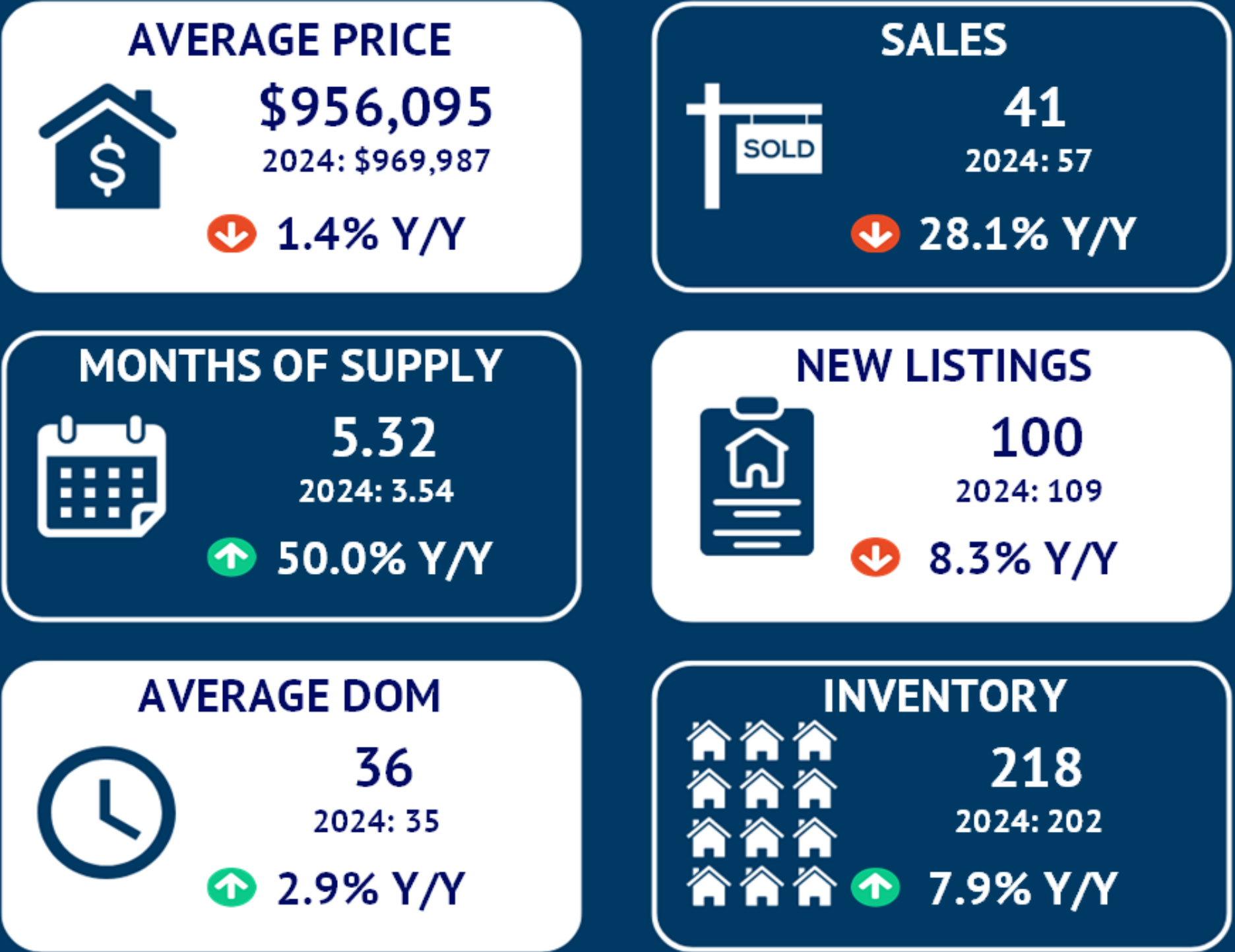




905-220-5958
905-637-1700
montygibson.com

JULY 2025

JULY 2025 DETACHED MARKET ACTIVITY NIAGARA NORTH



Cornerstone Association of REALTORS

www.realtorstogether.ca  





Monty Gibson

You're in the Right Hands



BROKER

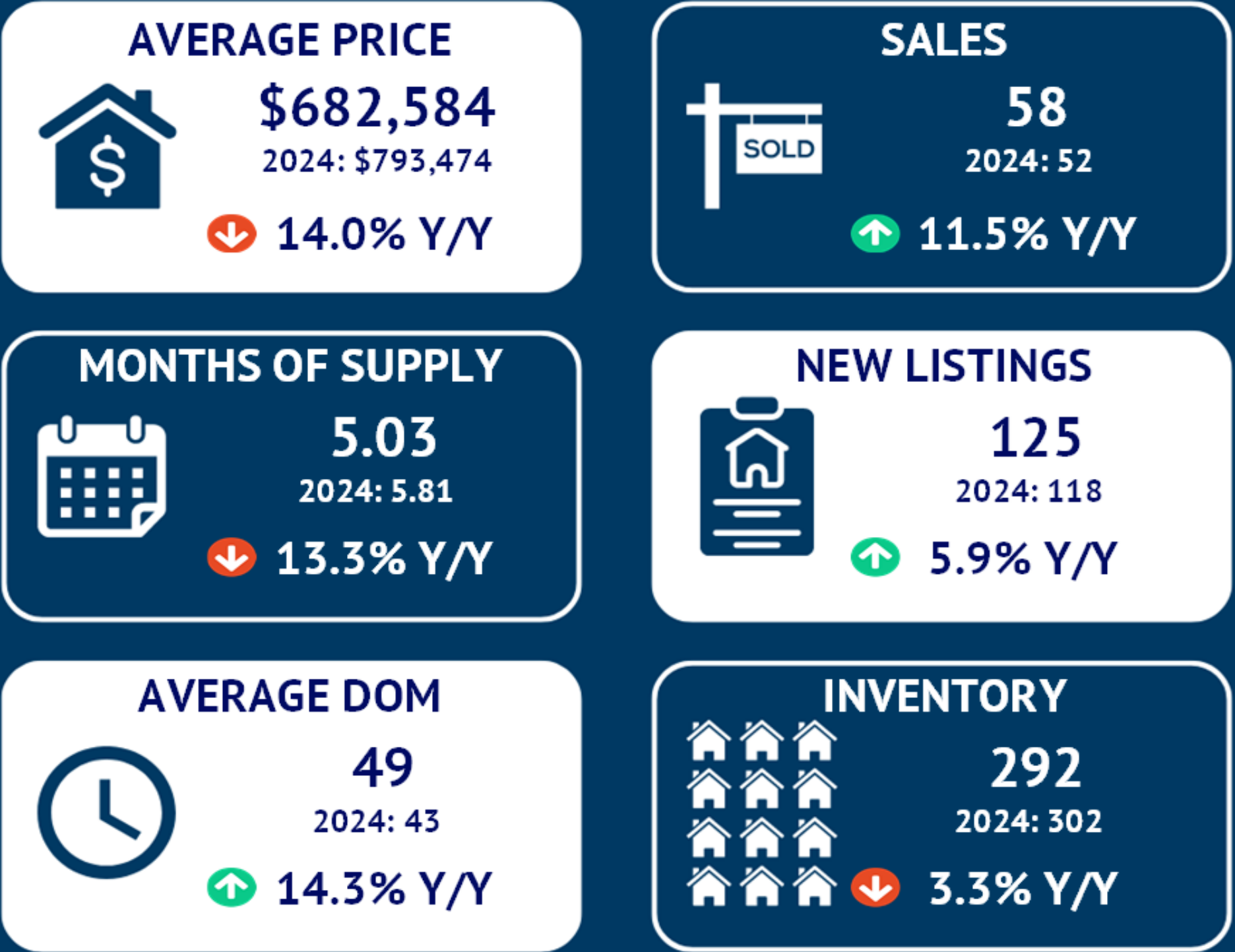
905-220-5958

905-637-1700

montygibson.com

JULY 2025

JULY 2025 DETACHED MARKET ACTIVITY HALDIMAND



Cornerstone Association of REALTORS

www.realtorstogether.ca  





Monty Gibson

You're in the Right Hands



BROKER

905-220-5958
905-637-1700

montygibson.com