



*You're in the Right Hands*

Sales Representative  
Sales Representative

montygibson@montygibson.com

# Residential Market Update


## March 2025




*You're in the Right Hands*



BROKER

 905-220-5958



 905-637-1700

[montygibson.com](http://montygibson.com)





# March 2025 Statistics Burlington



## MARCH 2025 DETACHED MARKET ACTIVITY BURLINGTON


**AVERAGE PRICE**  
  
**\$1,544,983**  
2024: \$1,556,366  
 **0.7% Y/Y**

**SALES**  
  
**85**  
2024: 110  
 **22.7% Y/Y**

**MONTHS OF SUPPLY**  
  
**2.72**  
2024: 1.55  
 **75.8% Y/Y**

**NEW LISTINGS**  
  
**185**  
2024: 156  
 **18.6% Y/Y**

**AVERAGE DOM**  
  
**23**  
2024: 16  
 **43.3% Y/Y**

**INVENTORY**  
  
**231**  
2024: 170  
 **35.9% Y/Y**

Cornerstone Association of REALTORS

[www.realtorstogether.ca](http://www.realtorstogether.ca)  



# March 2025 Statistics Hamilton

## MARCH 2025 DETACHED MARKET ACTIVITY HAMILTON REGION

### AVERAGE PRICE



**\$875,327**

2024: \$928,818

↓ 5.8% Y/Y

### SALES



**297**

2024: 408

↓ 27.2% Y/Y

### MONTHS OF SUPPLY



**3.89**

2024: 2.06

↑ 88.6% Y/Y

### NEW LISTINGS



**712**

2024: 652

↑ 9.2% Y/Y

### AVERAGE DOM



**29**

2024: 24

↑ 20.3% Y/Y

### INVENTORY



**1,156**

2024: 842

↑ 37.3% Y/Y

Cornerstone Association of REALTORS

# March 2025 Statistics

## Niagara North

### MARCH 2025 DETACHED MARKET ACTIVITY NIAGARA NORTH

#### AVERAGE PRICE



**\$923,148**

2024: \$1,114,246

↓ 17.2% Y/Y

#### SALES



**27**

2024: 67

↓ 59.7% Y/Y

#### MONTHS OF SUPPLY



**5.37**

2024: 2.31

↑ 132.1% Y/Y

#### NEW LISTINGS



**78**

2024: 84

↓ 7.1% Y/Y

#### AVERAGE DOM



**30**

2024: 46

↓ 35.5% Y/Y

#### INVENTORY



**145**

2024: 155

↓ 6.5% Y/Y

Cornerstone Association of REALTORS

[www.realtorstoaether.ca](http://www.realtorstoaether.ca)





# March 2025 Statistics Haldimand

## MARCH 2025 DETACHED MARKET ACTIVITY HALDIMAND

### AVERAGE PRICE



**\$803,860**

2024: \$727,036

↑ 10.6% Y/Y

### SALES



**42**

2024: 57

↓ 26.3% Y/Y

### MONTHS OF SUPPLY



**5.19**

2024: 3.42

↑ 51.7% Y/Y

### NEW LISTINGS



**124**

2024: 112

↑ 10.7% Y/Y

### AVERAGE DOM



**54**

2024: 37

↑ 44.9% Y/Y

### INVENTORY



**218**

2024: 195

↑ 11.8% Y/Y

Cornerstone Association of REALTORS

[www.realtorstogether.ca](http://www.realtorstogether.ca)

